


ANNUAL REPORT

REACH HURON 2022

169 Beech Street P.O. Box 248 Clinton, Ontario N0M 1L0
(p)519 482 3998 www.reachhuron.ca



MESSAGE FROM THE GENERAL MANAGER



As General Manager it is my privilege to report on behalf of the REACH organization for the year 2022. I have had the opportunity to work at REACH for 10 years now, and as I reflect, it has been a great experience seeing the fledgling organization grow into a prominent community feature. I am very proud of the relationships we have built during this time, with people who share our vision of community success.

REACH Huron is fortunate to have a Board of Directors who bring a wealth of knowledge and passion to the table. The social and economic challenges of past years tested the internal strength of many organizations, including ours. With the steady guidance from the Board, REACH created a path forward in 2022 with a new Strategic Plan and by investing in a business plan for future facility expansion to promote growth.

As part of the development of the new strategic framework, REACH renewed commitments to its two pillars, Education and Sports Tourism.

The professionalism and quality of programming delivered by our educational partners is unquestionable. REACH is proud of our partners including Fanshawe College, University of Guelph - Ridgetown Campus, Contact North and the Huron-Perth Catholic District School Board.

REACH Huron is fortunate to have a core group of event coordinators who have been long-standing providers of sports tourism and social activities for our local community. Working closely with REACH for over a decade, organizations like the Ontario Barrel Racing Association, Mid-Western Horseman's Association, Edward and Julie DeWetering have been delivering quality events that attract participants from across the east coast to compete.

It is with excitement that we look forward to 2023 and increasing the positive impacts REACH creates for our local residents. It was great to have community members back in the arena to enjoy the social benefits generated by the variety of sporting events we host. We are pleased to have so many opportunities to offer the community in 2023, as they have supported REACH in 2022.

Matt Lee, General Manager

THE REACH HURON BOARD OF DIRECTORS THANKS YOU FOR YOUR SUPPORT

Alex Westerhout
President

Erin Marshall
Vice President

Vicki McKague
Secretary

Bryan Durst
Treasurer


Greg Stewart
Director

Vanessa Strike
Director

Lorraine Blanchard
Director

Michelynn Lafleche
Director

Michael Russo
Director




ACCOMPLISHMENTS



2022 started off with full COVID restrictions on our facilities for the month of January and second semester classes were delayed starting. However, come February we were fully operational for the rest of the year.

1. Despite the closure of the facilities for the month of January REACH was able to overcome the closure and exceed their budget expectations for the year.
2. The REACH Board and staff worked through the Strategic Plan process and intern created a document that they can follow and maintain for the coming years. This was a large undertaking with overwhelming success.
3. We were able to purchase 16 portable stalls in the Fall of 2022. This enabled us to add additional stalling in the Raceway barn for large events in Spring and Fall. These stalls can also be utilized throughout the winter in the back of the arena as they are easier to assemble and can be done quickly when required.
4. REACH underwent an LED lighting upgrade in the arena early in 2023. This upgrade not only will help with our electrical bills, but it also gives arena users the opportunity to use certain banks of lights plus, they are also dimmable. This will help on days when full lighting is not needed for practices, but a little bit of extra light will enhance their experience.
5. REACH worked with local entrepreneurs to secure additional student housing options within Clinton. Seventeen new units amongst two different locations are to be available for Fall 2023 intake.



QUICK FACTS FOR REACH HURON




REACH ATTENDANCE

- 13,000 Day visits to REACH Huron in 2022
- 62 Number of weekly events produced by REACH Huron and other organizations
- 56 Horse shows, clinics, and events held at REACH Huron
- 20 REACH Ride Memberships Winter Only
- 114 Number of bookings for the arena surface
- 186 Number of days arena was utilized (includes both education & events)

REACH EDUCATION ENROLLMENT

- 29 2022-2023 University of Guelph, Ridgetown Campus Equine Programs held at REACH Huron
- 263 Fanshawe College students enrolled at Huron/Bruce Regional sites
- 1,662 Online Learning with Contact North at REACH Huron.
- 70 HPCDSB culinary students at REACH Huron.

DAY VISITS
HAVE BEEN
INCREASING
SINCE
BOUNCING
BACK FROM
COVID AT
13,000 VISITS
IN 2022.



NOTES TO THE FINANCIALS



REACH Huron was able to surpass its budget goals for 2022 and end the year with a \$3,600 surplus. Rental revenues and programming and event registrations increased from 2021 as we were able to hold events without COVID restrictions for the majority of the year.


At the end of 2021 REACH received an Ontario Trillium Foundation grant. Through the grant REACH purchased training equipment and was able to provide programming opportunities for the local riding community. The grant was completed by August 2022 and the final report was submitted.

In 2022 there were no further pandemic related government subsidies available. This is a large change from the subsidies received in 2021.

REACH received the Canada Summer Jobs Grant in 2022 which was used to hire a student to help with events and general maintenance around the property. This position also helps with switching the barn back over from events to schooling and is a tremendous help over the summer months.

Wages and benefits decreased slightly from 2021, as there was a decrease in staffing at the end of 2021 that ran into the beginning of 2022.

General repairs and maintenance increased in 2022. This increase is due to the fact that REACH's facilities were able to be fully utilized for the year compared to the past COVID year. Garbage services, cleaning services, mat services and manure removal all increased with more facility usage. REACH also had an outside company in to conduct an air quality test which contributed to the increase. Plus, REACH purchased 16 used portable stalls.





ANNUAL REPORT REACH HURON 2022

169 Beech Street P.O. Box 248 Clinton, Ontario N0M 1L0
(p)519 482 3998 www.reachhuron.ca

BALANCE SHEET

ASSETS	2022	2021
Cash	\$159,902	\$204,351
Accounts Receivable	\$17,333	\$6,490
Capital Assets	\$131,226	\$148,862
	\$308,461	\$359,703
LIABILITIES		
Accounts payable and accrued liabilities	\$22,843	\$23,862
Deferred revenue	\$26,738	\$64,231
Loan Payable (CEBA)	\$60,000	\$60,000
Defferred contributions related to capital assets	\$118,818	\$135,219
	\$228,399	\$283,312
ACCUMULATED SURPLUS (DEFICIT)		
	\$80,062	\$76,391
	\$308,461	\$359,703

FINANCIAL STATEMENT

REVENUE	2022	2021
Municipal Grant - Operating	\$190,000	\$175,020
Huron County Grant - Operating/Capital	\$11,466	\$20,713
Ontario Trillium Foundation grant - Operating/Capital	\$25,574	\$13,385
Government subsidies	\$0	\$33,046
Donations, grants, subsidies and fundraising	\$5,969	\$3,959
Management Fee	\$12,000	\$12,000
Rentals	\$182,212	\$141,228
Program and Event Registrations	\$11,947	\$9,198
Amortization of deferred contributions	\$16,401	\$18,384
	\$455,569	\$426,933
EXPENSES		
Wages and Benefits	\$187,917	\$192,452
General Administration	\$10,154	\$8,460
Programs, events, supplies and materials	\$11,447	\$6,724
Insurance	\$8,733	\$8,927
Marketing, advertising and promotion	\$1,186	\$830
Repairs and Maintenance	\$88,814	\$61,079
Utilities and Telephone	\$50,968	\$40,149
Facility Lease	\$50,000	\$50,000
Legal and Audit	\$4,833	\$4,921
Huron County Grant expenditures	\$11,466	\$20,713
Ontario Trillium Foundation grant expenditures	\$8,744	\$13,385
Amortization	\$17,636	\$22,649
	\$451,898	\$430,289
Excess (deficiency) of revenue over expenditures	\$3,671	(\$3,356)
Accumulated surplus (deficit), beginning of year	\$76,391	\$79,747
Accumulated surplus (deficit), end of year	\$80,062	\$76,391

